

$V_{CEO} = 180\text{ V}$, $I_C = 15\text{ A}$
Silicon NPN Epitaxial Planar Transistor
2SC3519A

Description

The 2SC3519A is an NPN transistor of 180 V, 15 A. The product has constant h_{FE} characteristics in a wide current range, providing high-quality audio sounds.

Features

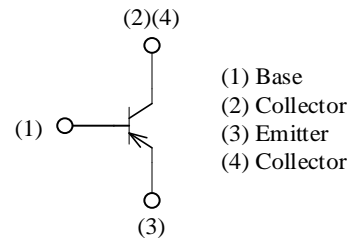
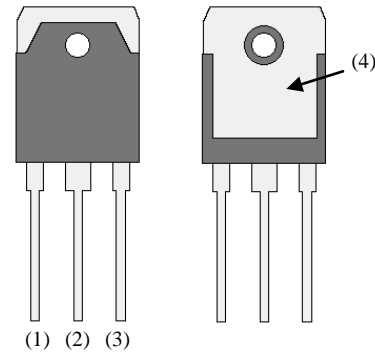
- Complementary to 2SA1386A
 - LAPT (Linear Amplifier Power Transistor)
 - High Transition Frequency
 - Bare Lead Frame: Pb-free (RoHS Compliant)
- V_{CEO} ----- 180 V
• I_C ----- 15 A
• f_T ----- 50 MHz
• P_C ----- 130 W

Application

- Audio Power Amplifier

Package

TO3P-3L



Not to scale

2SC3519A

Absolute Maximum Ratings

Unless otherwise specified, $T_A = 25\text{ }^\circ\text{C}$.

Parameter	Symbol	Conditions	Rating	Unit
Collector to Base Voltage	V_{CBO}		180	V
Collector to Emitter Voltage	V_{CEO}		180	V
Emitter to Base Voltage	V_{EBO}		5	V
Collector Current	I_C		15	A
Base Current	I_B		4	A
Collector Power Dissipation	P_C	$T_C = 25\text{ }^\circ\text{C}$	130	W
Operating Junction Temperature	T_J		150	$^\circ\text{C}$
Storage Temperature	T_{STG}		-55 to 150	$^\circ\text{C}$

Thermal Characteristics

Unless otherwise specified, $T_A = 25\text{ }^\circ\text{C}$.

Parameter	Symbol	Conditions	Min.	Typ.	Max.	Unit
Thermal Resistance (Junction to Case)	$R_{\theta JC}$		—	—	0.96	$^\circ\text{C}/\text{W}$
Thermal Resistance (Junction to Ambient)	$R_{\theta JA}$		—	—	35.7	$^\circ\text{C}/\text{W}$

Electrical Characteristics

Unless otherwise specified, $T_A = 25\text{ }^\circ\text{C}$.

Parameter	Symbol	Conditions	Min.	Typ.	Max.	Unit
Collector Cut-off Current	I_{CBO}	$V_{CB} = 180\text{ V}, I_E = 0\text{ A}$	—	—	100	μA
Emitter Cut-off Current	I_{EBO}	$V_{EB} = 5\text{ V}, I_C = 0\text{ A}$	—	—	100	μA
Collector to Emitter Breakdown Voltage	$V_{(BR)CEO}$	$I_C = 25\text{ mA}$	180	—	—	V
DC Current Gain	h_{FE}	$V_{CE} = 4\text{ V}, I_C = 5\text{ A}$	50	—	180	—
Collector to Emitter Saturation Voltage	$V_{CE(sat)}$	$I_C = 5\text{ A}, I_B = 0.5\text{ A}$	—	—	2.0	V
Transition Frequency	f_T	$V_{CE} = 12\text{ V}, I_E = -2\text{ A}$	—	50	—	MHz
Collector Output Capacitance	C_{OB}	$V_{CB} = 10\text{ V}, I_E = 0\text{ A},$ $f = 1\text{ MHz}$	—	250	—	pF

h_{FE} Rank

For the marking area of the rank, see the Marking Diagram.

Rank	O	P	Y
h_{FE}	50 to 100	70 to 140	90 to 180

Rating and Characteristic Curves

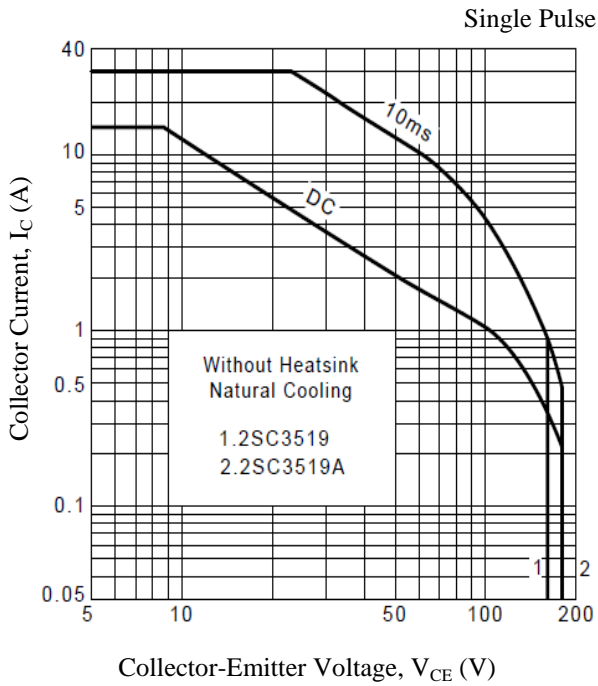


Figure 1. Safe Operating Area

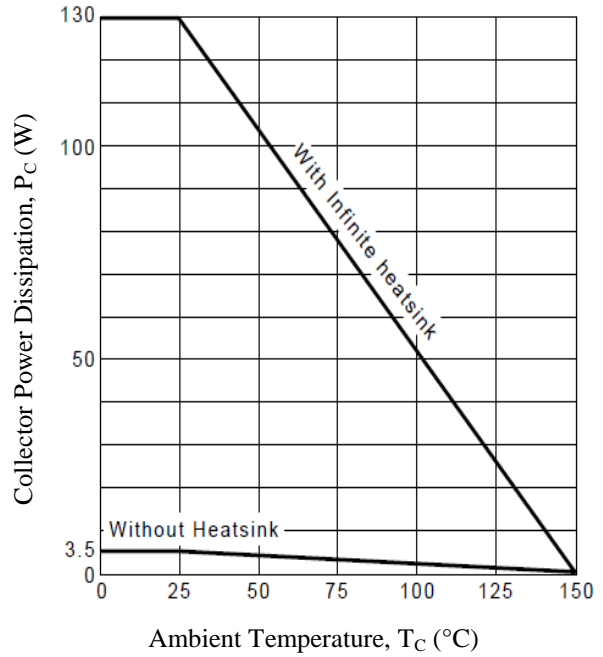


Figure 2. Power Dissipation vs. Ambient Temperature

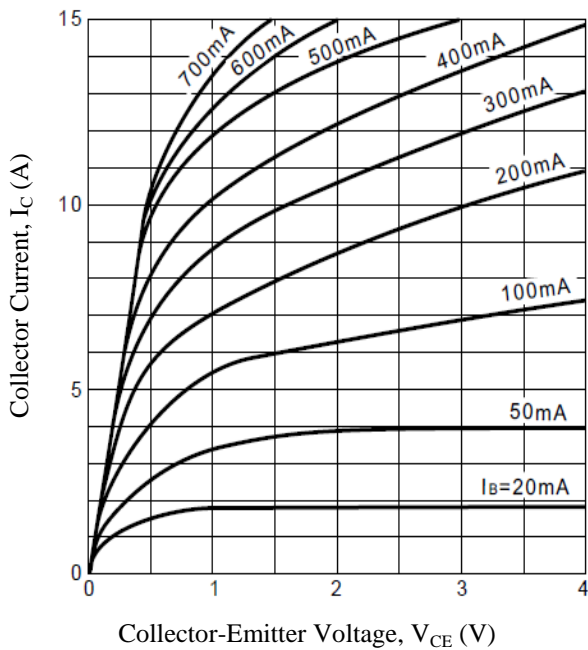


Figure 3. Collector Current vs. Collector-Emitter Voltage

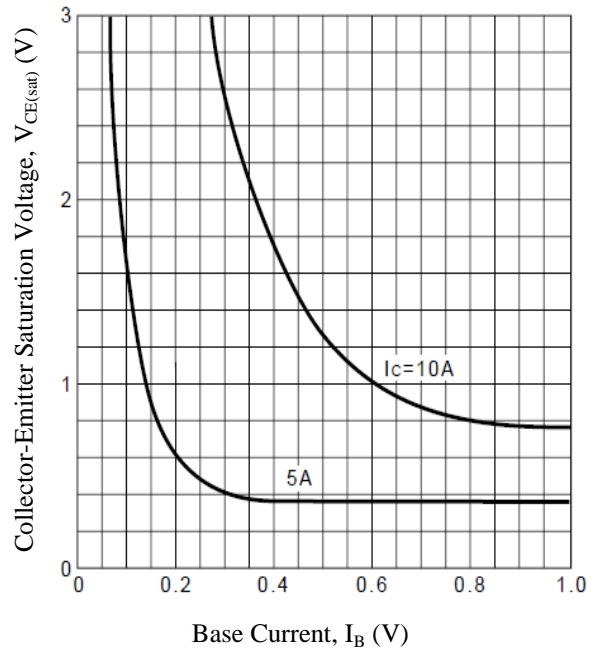


Figure 4. Collector-Emitter Saturation Voltage vs. Base Current

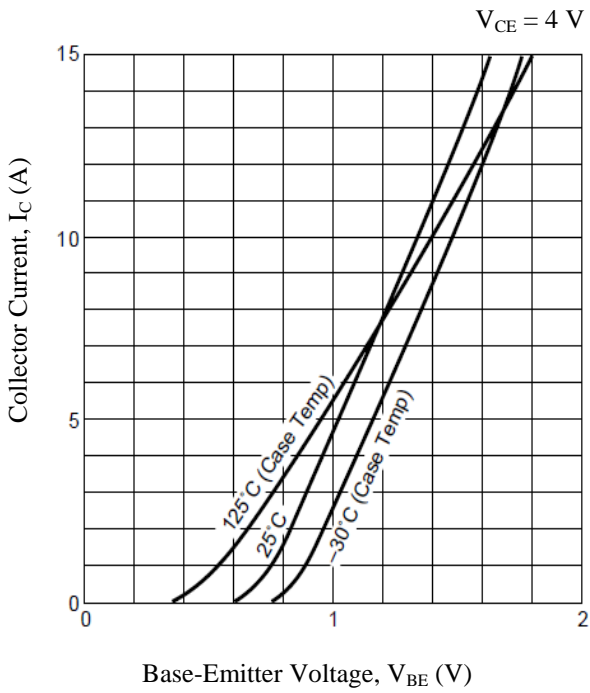


Figure 5. Collector Current vs. Base-Emitter Voltage

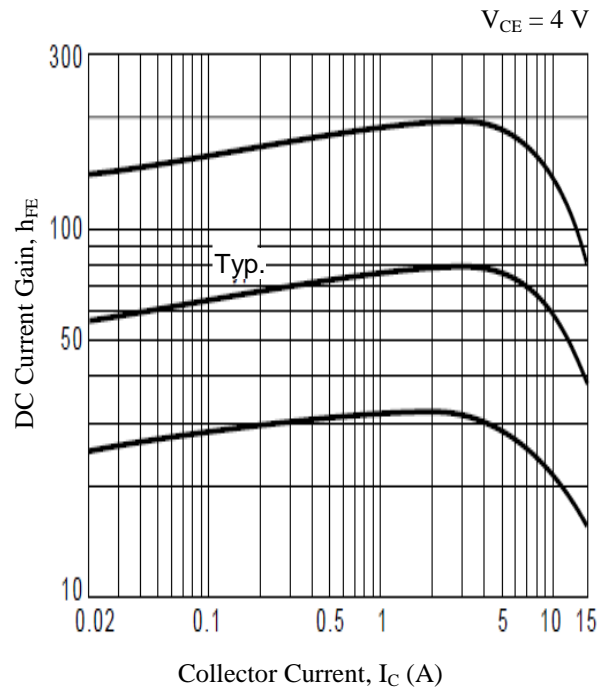


Figure 6. DC Current Gain Variation vs. Collector Current

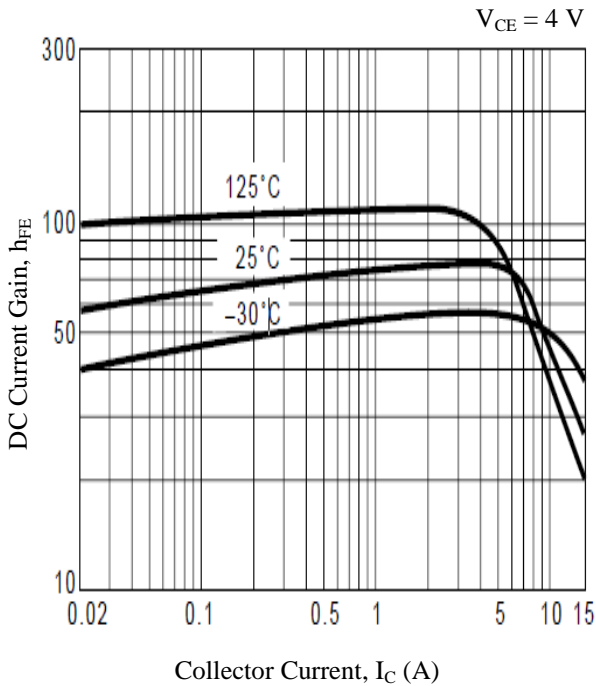


Figure 7. DC Current Gain vs. Collector Current

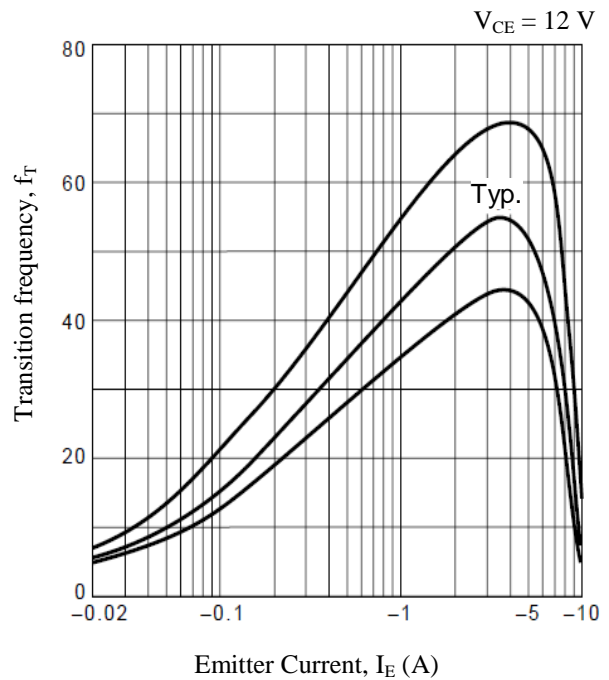


Figure 8. Transition Frequency vs. Emitter Current

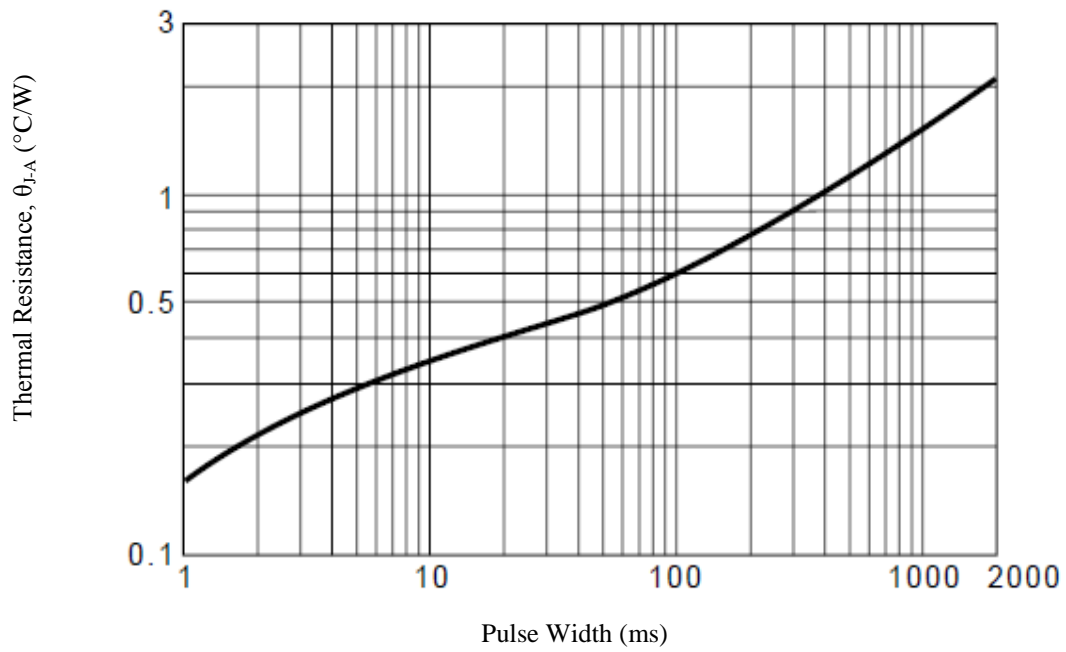
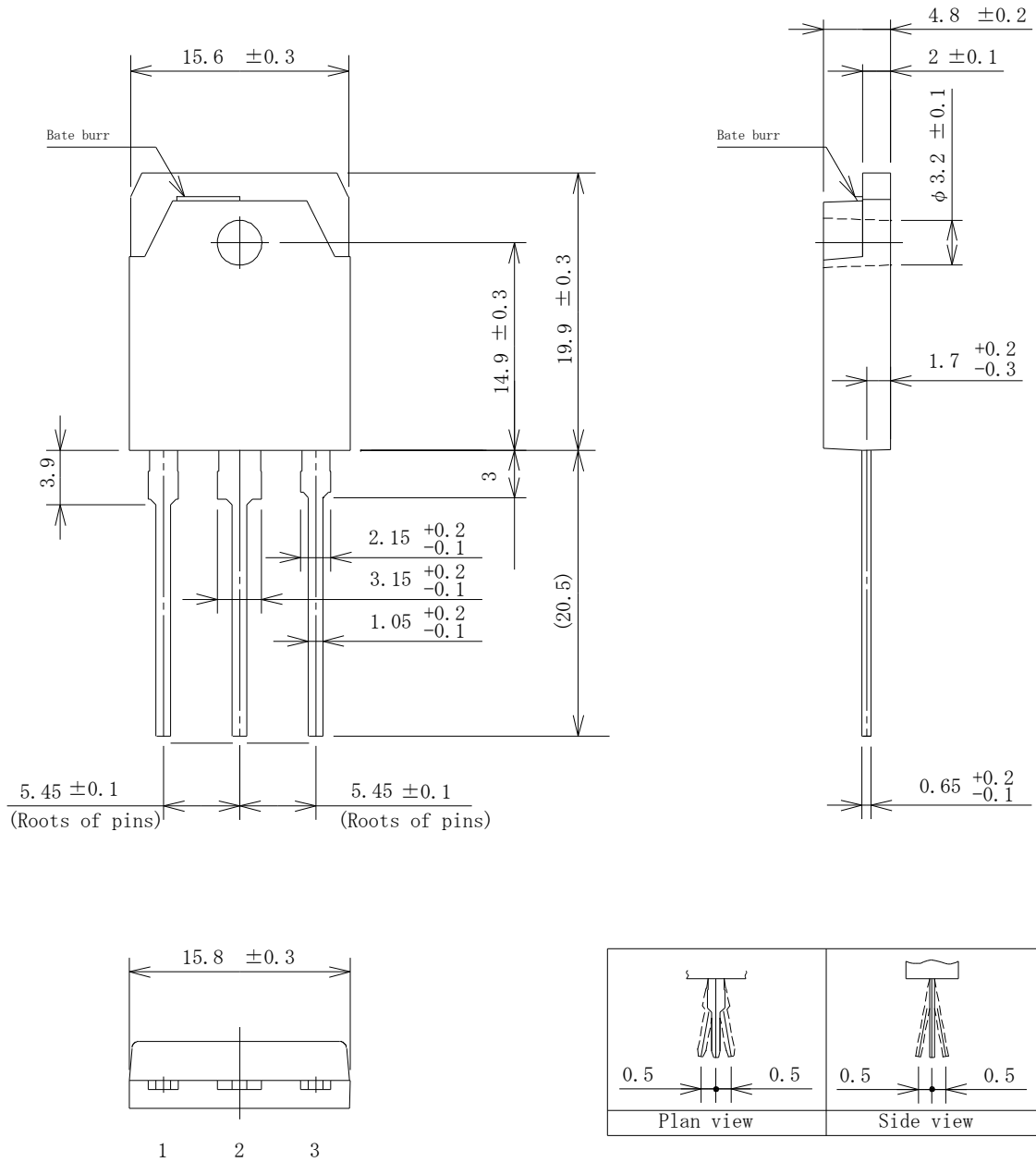


Figure 9. Transient Thermal Resistance

2SC3519A

Physical Dimensions

● TO3P-3L



NOTES:

- Gate burr: 0.3 mm (max.)
- All dimensions in millimeters
- Bare lead frame: Pb-free (RoHS compliant)
- When soldering the product, be sure to minimize the working time within the following limits:

$260 \pm 5 \text{ }^\circ\text{C}$	$10 \pm 1 \text{ s, 2 times (flow)}$
$380 \pm 10 \text{ }^\circ\text{C}$	$3.5 \pm 0.5 \text{ s, 1 time (soldering iron)}$
- Soldering should be at a distance of at least 1.5 mm from the body of the product.
- The recommended screw torque for TO3P: 0.686 N·m to 0.882 N·m (7 kgf·cm to 9 kgf·cm)

2SC3519A

Marking Diagram

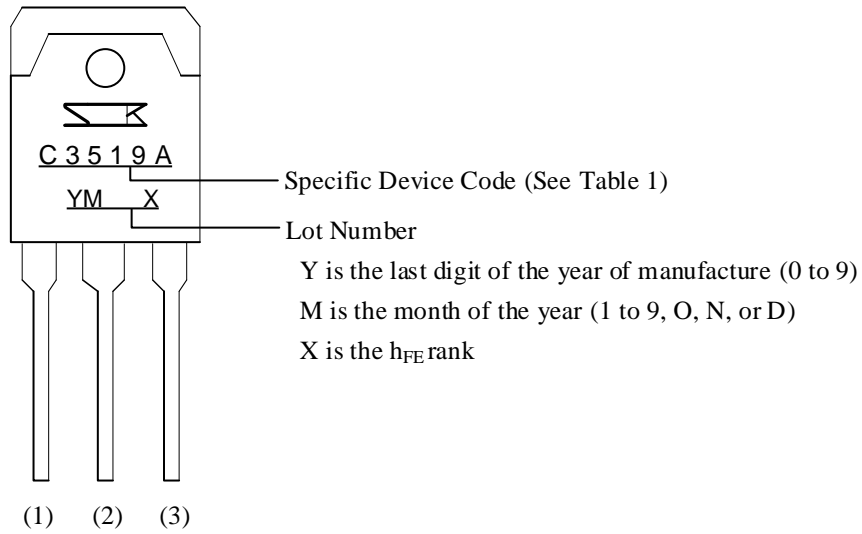


Table 1. Specific Device Code

Specific Device Code	Part Number
C33519A	2SC3519A

Important Notes

- All data, illustrations, graphs, tables and any other information included in this document (the “Information”) as to Sanken’s products listed herein (the “Sanken Products”) are current as of the date this document is issued. The Information is subject to any change without notice due to improvement of the Sanken Products, etc. Please make sure to confirm with a Sanken sales representative that the contents set forth in this document reflect the latest revisions before use.
- The Sanken Products are intended for use as components of general purpose electronic equipment or apparatus (such as home appliances, office equipment, telecommunication equipment, measuring equipment, etc.). Prior to use of the Sanken Products, please put your signature, or affix your name and seal, on the specification documents of the Sanken Products and return them to Sanken. When considering use of the Sanken Products for any applications that require higher reliability (such as transportation equipment and its control systems, traffic signal control systems or equipment, disaster/crime alarm systems, various safety devices, etc.), you must contact a Sanken sales representative to discuss the suitability of such use and put your signature, or affix your name and seal, on the specification documents of the Sanken Products and return them to Sanken, prior to the use of the Sanken Products. The Sanken Products are not intended for use in any applications that require extremely high reliability such as: aerospace equipment; nuclear power control systems; and medical equipment or systems, whose failure or malfunction may result in death or serious injury to people, i.e., medical devices in Class III or a higher class as defined by relevant laws of Japan (collectively, the “Specific Applications”). Sanken assumes no liability or responsibility whatsoever for any and all damages and losses that may be suffered by you, users or any third party, resulting from the use of the Sanken Products in the Specific Applications or in manner not in compliance with the instructions set forth herein.
- In the event of using the Sanken Products by either (i) combining other products or materials or both therewith or (ii) physically, chemically or otherwise processing or treating or both the same, you must duly consider all possible risks that may result from all such uses in advance and proceed therewith at your own responsibility.
- Although Sanken is making efforts to enhance the quality and reliability of its products, it is impossible to completely avoid the occurrence of any failure or defect or both in semiconductor products at a certain rate. You must take, at your own responsibility, preventative measures including using a sufficient safety design and confirming safety of any equipment or systems in/for which the Sanken Products are used, upon due consideration of a failure occurrence rate and derating, etc., in order not to cause any human injury or death, fire accident or social harm which may result from any failure or malfunction of the Sanken Products. Please refer to the relevant specification documents and Sanken’s official website in relation to derating.
- No anti-radioactive ray design has been adopted for the Sanken Products.
- The circuit constant, operation examples, circuit examples, pattern layout examples, design examples, recommended examples, all information and evaluation results based thereon, etc., described in this document are presented for the sole purpose of reference of use of the Sanken Products.
- Sanken assumes no responsibility whatsoever for any and all damages and losses that may be suffered by you, users or any third party, or any possible infringement of any and all property rights including intellectual property rights and any other rights of you, users or any third party, resulting from the Information.
- No information in this document can be transcribed or copied or both without Sanken’s prior written consent.
- Regarding the Information, no license, express, implied or otherwise, is granted hereby under any intellectual property rights and any other rights of Sanken.
- Unless otherwise agreed in writing between Sanken and you, Sanken makes no warranty of any kind, whether express or implied, including, without limitation, any warranty (i) as to the quality or performance of the Sanken Products (such as implied warranty of merchantability, and implied warranty of fitness for a particular purpose or special environment), (ii) that any Sanken Product is delivered free of claims of third parties by way of infringement or the like, (iii) that may arise from course of performance, course of dealing or usage of trade, and (iv) as to the Information (including its accuracy, usefulness, and reliability).
- In the event of using the Sanken Products, you must use the same after carefully examining all applicable environmental laws and regulations that regulate the inclusion or use or both of any particular controlled substances, including, but not limited to, the EU RoHS Directive, so as to be in strict compliance with such applicable laws and regulations.
- You must not use the Sanken Products or the Information for the purpose of any military applications or use, including but not limited to the development of weapons of mass destruction. In the event of exporting the Sanken Products or the Information, or providing them for non-residents, you must comply with all applicable export control laws and regulations in each country including the U.S. Export Administration Regulations (EAR) and the Foreign Exchange and Foreign Trade Act of Japan, and follow the procedures required by such applicable laws and regulations.
- Sanken assumes no responsibility for any troubles, which may occur during the transportation of the Sanken Products including the falling thereof, out of Sanken’s distribution network.
- Although Sanken has prepared this document with its due care to pursue the accuracy thereof, Sanken does not warrant that it is error free and Sanken assumes no liability whatsoever for any and all damages and losses which may be suffered by you resulting from any possible errors or omissions in connection with the Information.
- Please refer to our official website in relation to general instructions and directions for using the Sanken Products, and refer to the relevant specification documents in relation to particular precautions when using the Sanken Products.
- All rights and title in and to any specific trademark or tradename belong to Sanken and such original right holder(s).

DSGN-CEZ-16003