

2SK2943

外形図1.....FM20

絶対最大定格

(Ta = 25°C)

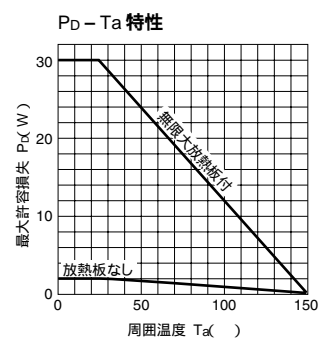
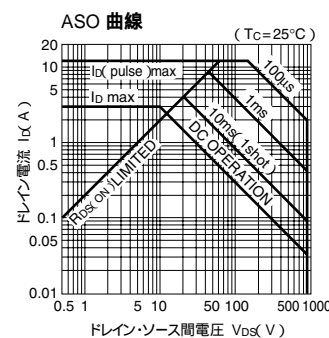
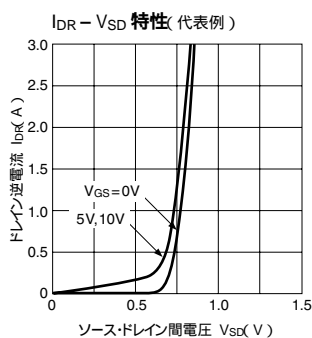
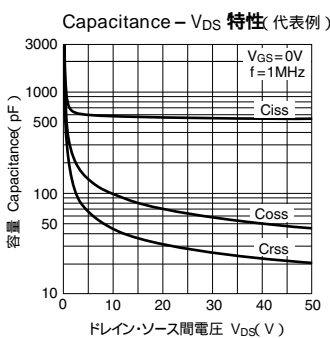
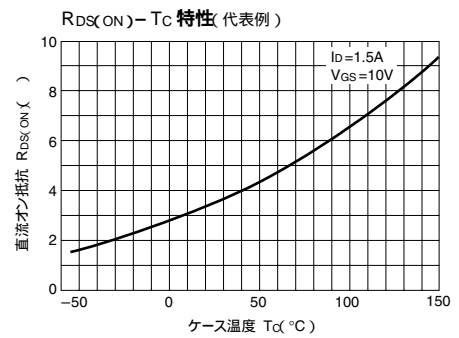
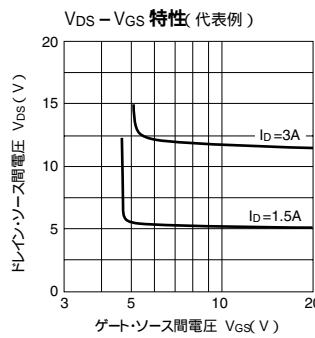
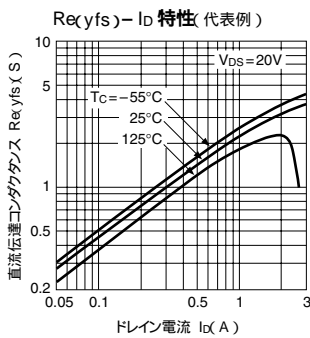
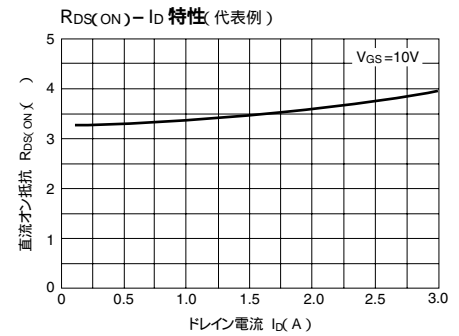
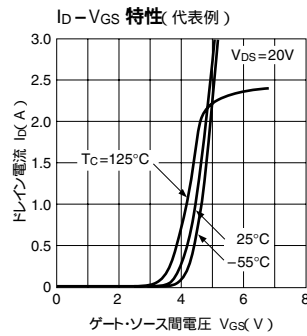
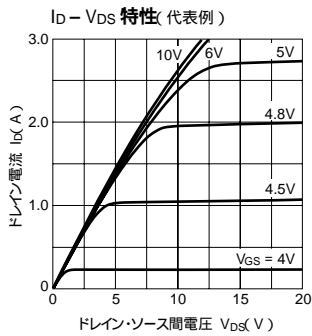
記号	定格	単位
V _{DSS}	900	V
V _{GSS}	±30	V
I _D	±3	A
I _D (pulse) ¹	±12	A
P _D	30(Tc = 25°C)	W
E _{AS} ²	60	mJ
I _{AS}	3	A
T _{ch}	150	°C
T _{stg}	-55 ~ +150	°C

- 1: P_W = 100μsec, duty cycle 1%
 2: V_{DD} = 50V, L = 13mH, I_L = 3A, unclamped, R_G = 50
 P5図1参照

電気的特性

(Ta = 25°C)

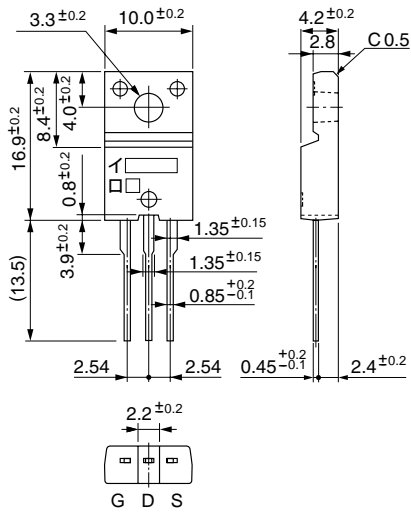
記号	規格値			単位	条件
	min	typ	max		
V(BR) _{DSS}	900			V	I _D = 100μA, V _{GS} = 0V
I _{GSS}			±100	nA	V _{GS} = ±30V
I _{DSS}			100	μA	V _D = 900V, V _{GS} = 0V
V _{TH}	2.0		4.0	V	V _D = 10V, I _D = 1mA
Re(y _{fs})	1.8	2.8		S	V _D = 20V, I _D = 1.5A
R _{DS(on)}		4.0	5.0		V _{GS} = 10V, I _D = 1.5A
C _{iss}		600		pF	V _D = 10V, f = 1.0MHz, V _{GS} = 0V
C _{oss}		100		pF	
C _{rss}		40		pF	
t _{d(on)}		20		ns	I _D = 1.5A, V _{DD} = 250V, R _L = 167Ω, V _{GS} = 10V P5図2参照
t _r		30		ns	
t _{d(off)}		65		ns	
t _f		100		ns	
V _{SD}		1.0	1.5	V	I _{SD} = 3A, V _{GS} = 0V



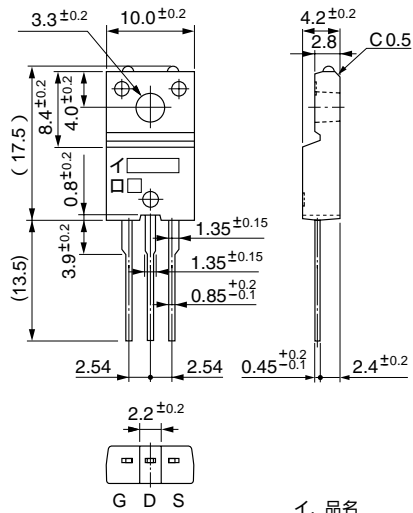
外形図 (単位: mm)

① FM20

一般品



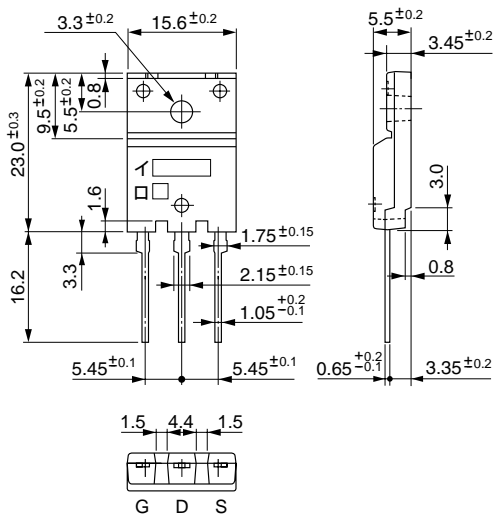
UL 認定品



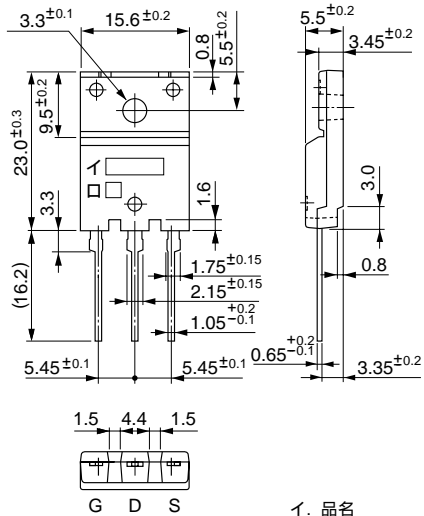
イ. 品名
ロ. ロット番号

② FM100

一般品



UL 認定品



イ. 品名
ロ. ロット番号