

絶対最大定格

($T_a=25^\circ\text{C}$)

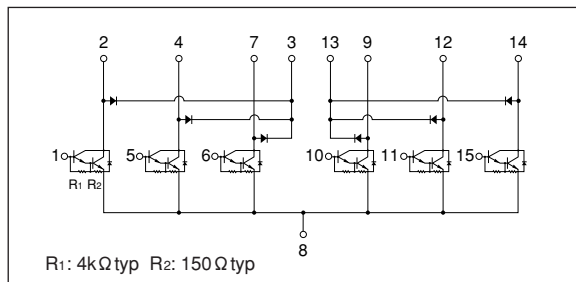
記号	定格	単位
V_{CB0}	120	V
V_{CEO}	120	V
V_{EBO}	6	V
I_c	2	A
I_{CP}	4 ($PW \leq 1\text{ms}, D_u \leq 50\%$)	A
I_B	0.2	A
I_F	2 ($PW \leq 0.5\text{ms}, D_u \leq 25\%$)	A
I_{FSM}	4 ($PW \leq 10\text{ms}, \text{単発}$)	A
V_R	120	V
P_T	4 ($T_a=25^\circ\text{C}$)	W
	20 ($T_c=25^\circ\text{C}$)	
T_j	150	$^\circ\text{C}$
T_{stg}	-40 ~ +150	$^\circ\text{C}$

電気的特性

($T_a=25^\circ\text{C}$)

記号	規格値			単位	条件
	min	typ	max		
I_{CB0}			10	μA	$V_{CB}=120\text{V}$
I_{EBO}			10	mA	$V_{EB}=6\text{V}$
V_{CEO}	120			V	$I_c=10\text{mA}$
$V_{CEO(SUS)}$	120			V	$I_c=1\text{A}$
h_{FE}	2000	5000	12000		$V_{CE}=4\text{V}, I_c=1\text{A}$
$V_{CE(sat)}$		1.1	1.5	V	$I_c=1\text{A}, I_B=2\text{mA}$
$V_{BE(sat)}$		1.8	2.2	V	
V_{FEC}		1.3	1.8	V	$I_{FEC}=0.5\text{A}$
t_{on}		0.5		μs	$V_{CC}=30\text{V}$ $I_c=0.5\text{A}$
t_{stg}		4.5		μs	
t_f		1.2		μs	$I_{B1}=-I_{B2}=1\text{mA}$
f_T		50		MHz	$V_{CE}=12\text{V}, I_E=-0.1\text{A}$
C_{ob}		20		pF	$V_{CB}=10\text{V}, f=1\text{MHz}$

等価回路図



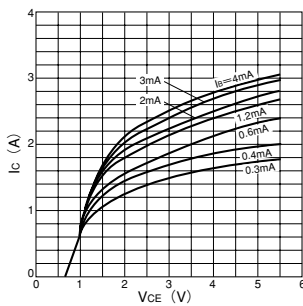
フライバック電圧吸収用ダイオード

($T_a=25^\circ\text{C}$)

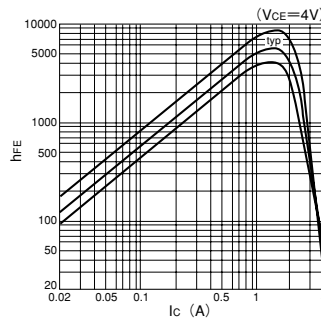
記号	規格値			単位	条件
	min	typ	max		
V_R	120			V	$I_R=10\mu\text{A}$
V_F			1.8	V	$I_F=1\text{A}$
I_R			10	μA	$V_R=120\text{V}$
t_{rr}		100		ns	$I_F=\pm 100\text{mA}$

特性曲線

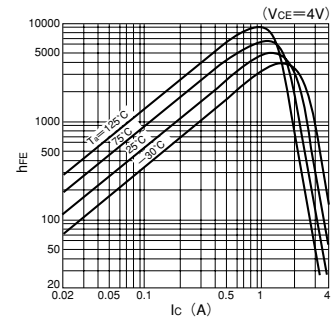
I_c - V_{CE} 特性 (代表例)



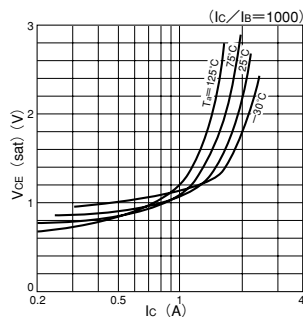
h_{FE} - I_c 特性 (代表例)



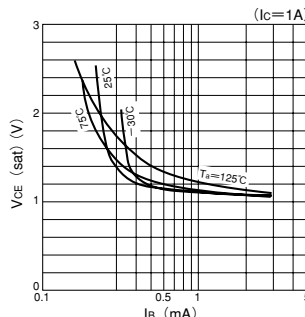
h_{FE} - I_c 温度特性 (代表例)



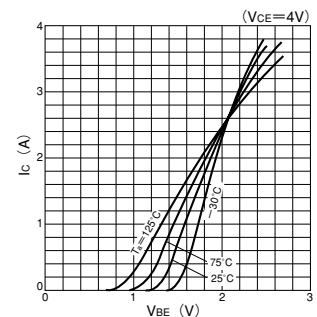
$V_{CE(sat)}$ - I_c 温度特性 (代表例)



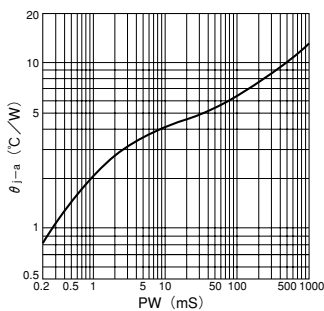
$V_{CE(sat)}$ - I_B 特性 (代表例)



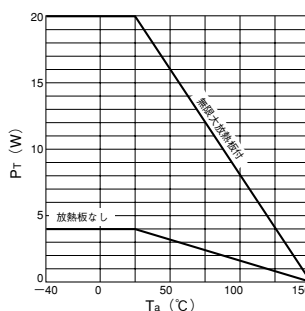
I_c - V_{BE} 温度特性 (代表例)



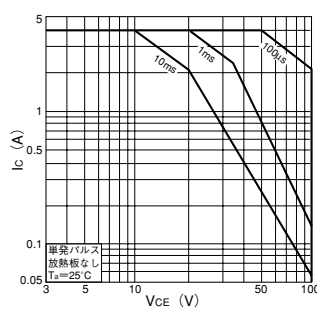
θ_{j-a} -PW特性



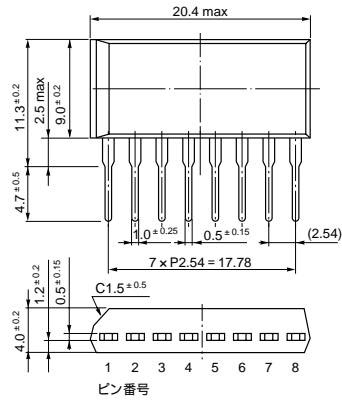
P_T - T_a 特性



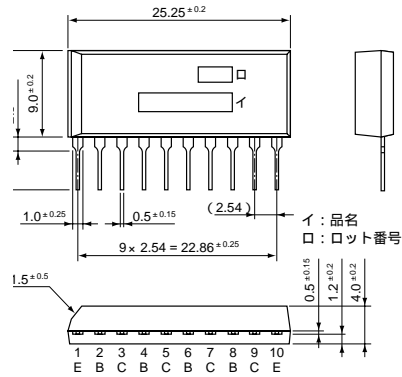
ASO特性



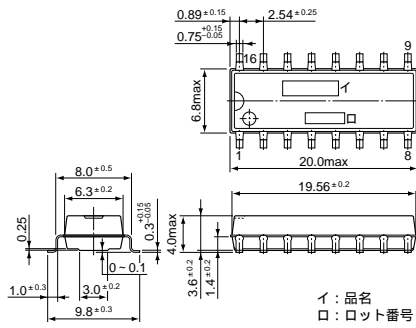
・ STA 8 pin (SIP8Pin)



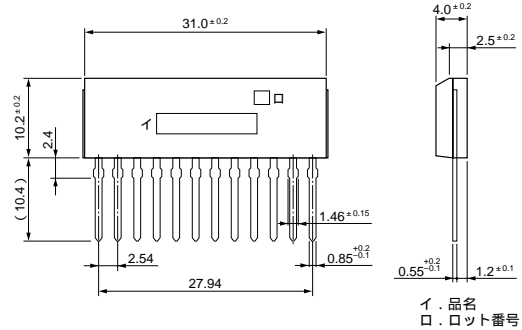
・ STA 10 pin (SIP10Pin)



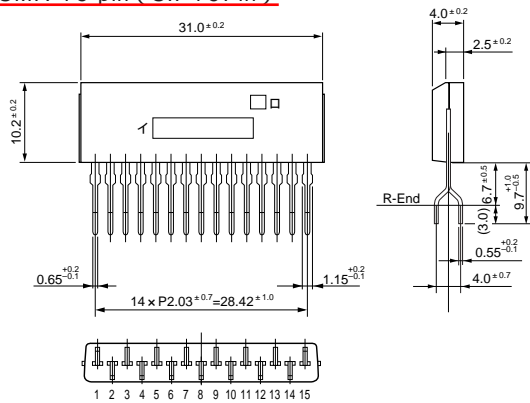
・ SD 16 pin (SMD16Pin)



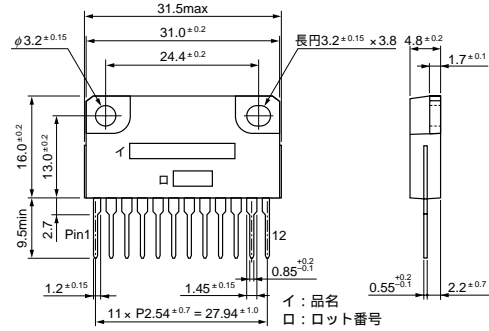
・ SMA 12 pin (SIP12Pin)



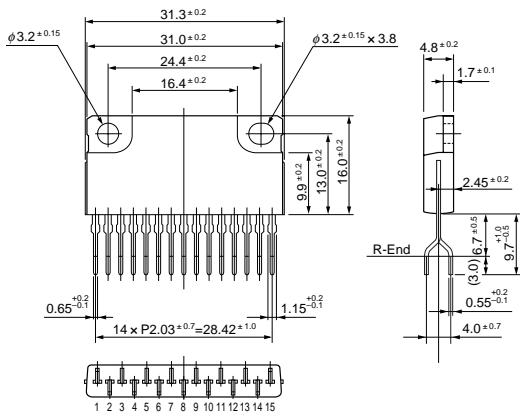
・ SMA 15 pin (SIP15Pin)



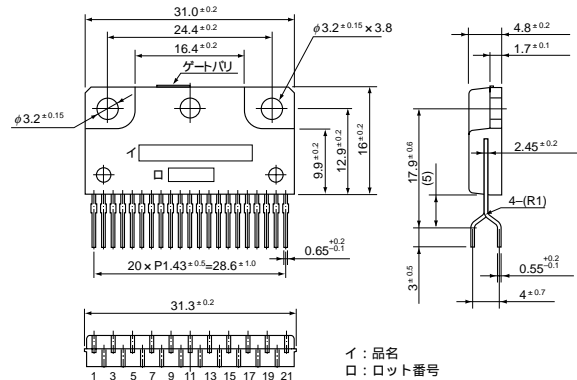
・ SLA 12 pin (SIP12Pin フィン付)



・ SLA 15 pin (SIP15Pin フィン付)



・ SLA 21 pin (SIP21Pin フィン付)



(単位: mm)