

$P_D = 5\text{ W} / 6\text{ W}$
Transient Voltage Suppressor
SZ-10N Series

Description

The SZ-10N series are power Zener diodes designed for the protection of automotive electronic units, especially from the surge generated during load dump conditions and voltage transients induced by inductive loads. The package of the IC has high dissipation and high surge capability.

Features

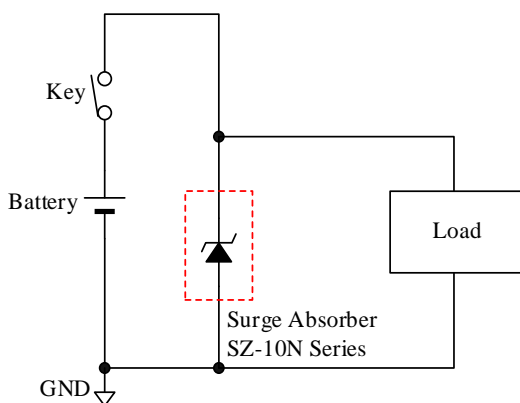
- AEC-Q101 Qualified
- Meets the Surge Protection Requirements in ISO7637-2 Standard (Pulse 5a)
- $T_J = 175\text{ }^\circ\text{C}$ Capability Suitable for High Reliability and Automotive Requirement
- High Surge Capability
- Flammability UL94V-0 (Equivalent)
- RoHS Compliant

Applications

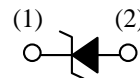
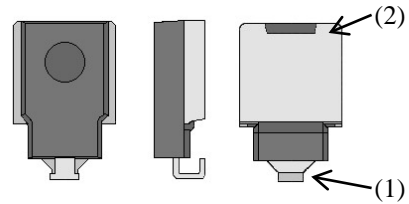
Protection of sensitive electronic equipment in passenger cars, trucks, vans, and buses:

- Engine Control Units
- Electric Control Units
- Braking System
- Power Steering System
- Airbags
- Audio/Infotainment Equipment

Typical Application



Package
SZ-10



(1) Cathode
 (2) Anode

Not to scale

Selection Guide

Part Number	V_Z		I_{RSM}	P_D
	Min.	Max.		
SZ-10N27	24 V	30 V	70 A	5 W
SZ-10NN27			90 A	6 W
SZ-10NN40	36 V	44 V	70 A	6 W

Contents

Description ----- 1
Contents ----- 2
Absolute Maximum Ratings ----- 3
Electrical Characteristics ----- 4
SZ-10N27 Rating and Characteristic Curves ----- 5
SZ-10NN27 Rating and Characteristic Curves ----- 7
SZ-10NN40 Rating and Characteristic Curves ----- 9
Physical Dimensions----- 11
Marking Diagram----- 12
Important Notes----- 13

SZ-10N Series

Absolute Maximum Ratings

Unless otherwise specified, $T_A = 25\text{ }^\circ\text{C}$.

Parameter	Symbol	Conditions	Rating	Unit	Remarks
Power Dissipation ⁽¹⁾	P_D	Lead temperature ⁽²⁾	5	W	SZ-10N27
			6		SZ-10NN27 SZ-10NN40
DC Blocking Voltage	V_{DC}	—	22	V	SZ-10N27 SZ-10NN27
			32		SZ-10NN40
Peak Surge Reverse Current	I_{RSM}	⁽³⁾	70	A	SZ-10N27 SZ-10NN40
			90		SZ-10NN27
Junction Temperature	T_J	—	-55 to 175	$^\circ\text{C}$	
Storage Temperature	T_{STG}	—	-55 to 175	$^\circ\text{C}$	

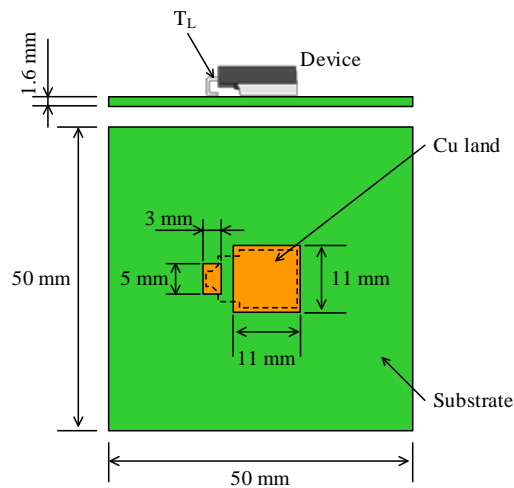
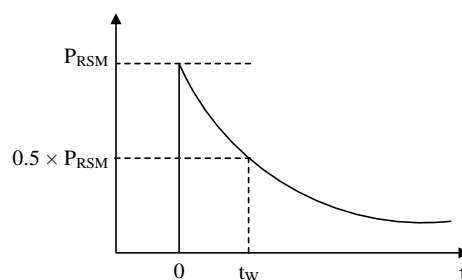


Figure 1. Lead Temperature Measurement Conditions



$$P_{RSM} = V_Z \times I_{RP}$$

Where:

V_Z is Breakdown Voltage

I_{RP} is Peak Current of Surge

Figure 2. Definition of Peak Surge Reverse Current

⁽¹⁾ See Figure 3.

⁽²⁾ See Figure 1.

⁽³⁾ See Figure 2.

SZ-10N Series

Electrical Characteristics

Unless otherwise specified, $T_A = 25\text{ }^\circ\text{C}$.

Parameter	Symbol	Conditions	Min.	Typ.	Max.	Unit	Remarks
Forward Voltage Drop	V_F	$I_F = 6\text{ A}$	—	—	1.00	V	SZ-10N27
			—	—	0.98		SZ-10NN40
			—	—	0.95		SZ-10NN27
Reverse Leakage Current	I_R	$V_R = V_{DC}$	—	—	10	μA	
Breakdown Voltage	V_Z	$I_Z = 10\text{ mA}$	24	—	30	V	SZ-10N27 SZ-10NN27
			36	—	44		SZ-10NN40
Breakdown Voltage Temperature Coefficient	r_Z	$I_Z = 10\text{ mA}$	—	22	—	$\text{mV}/^\circ\text{C}$	SZ-10N27 SZ-10NN27
			—	36	—		SZ-10NN40
Breakdown Region Equivalent Resistance	R_Z	$I_Z = 1\text{ A to }10\text{ A}$	—	0.08	—	Ω	SZ-10N27 SZ-10NN27
			—	0.1	—		SZ-10NN40
Thermal Resistance	$R_{th(j-L)}$	⁽⁴⁾	—	2.0	—	$^\circ\text{C}/\text{W}$	

⁽⁴⁾ $R_{th(j-c)}$ is thermal resistance between junction and lead. Lead temperature is measured as shown in Figure 1.

SZ-10N27 Rating and Characteristic Curves

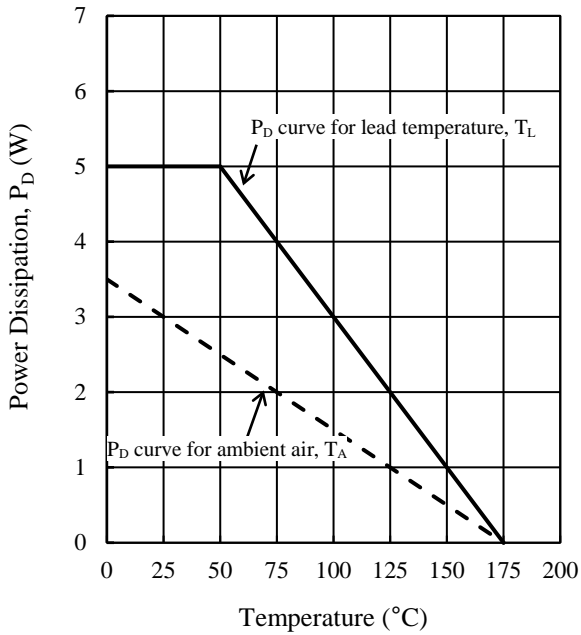


Figure 3. Power Dissipation Curves⁽⁵⁾

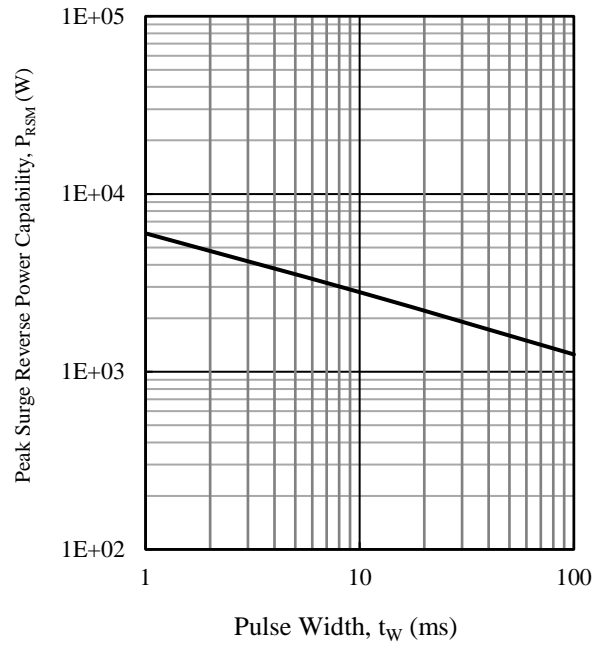


Figure 4. Peak Surge Reverse Power Capability⁽⁶⁾

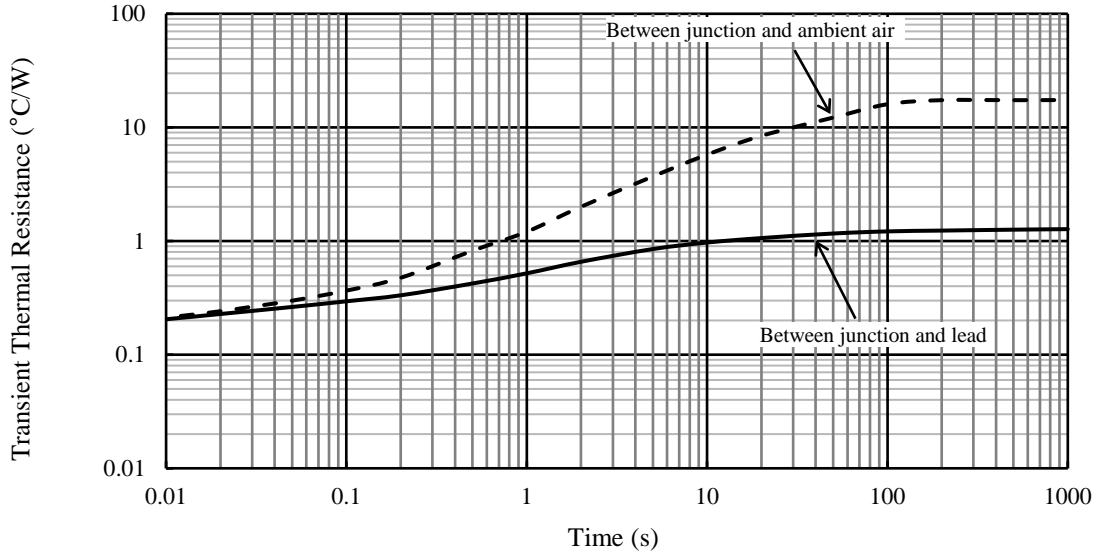


Figure 5. Typical Transient Thermal Resistance⁽⁷⁾

⁽⁵⁾ See Figure 1 for the measurement conditions of the lead temperature.

⁽⁶⁾ See Figure 2.

⁽⁷⁾ See Figure 1 for the measurement conditions of the lead temperature.

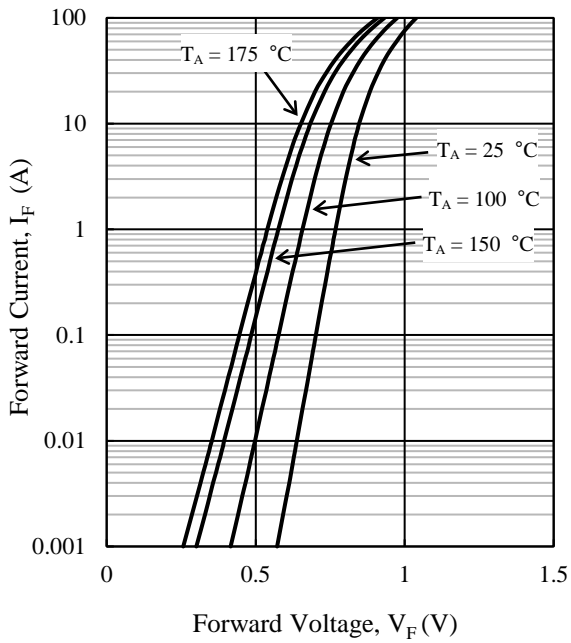


Figure 6. I_F vs. V_F Typical Characteristics

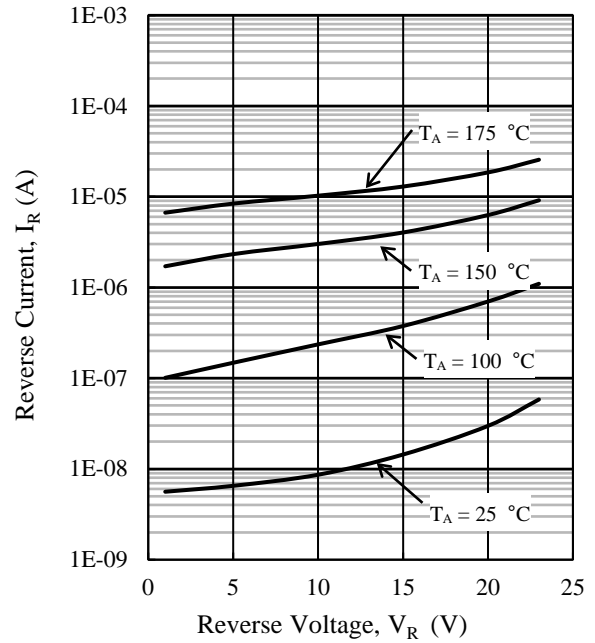


Figure 7. I_R vs. V_R Typical Characteristics

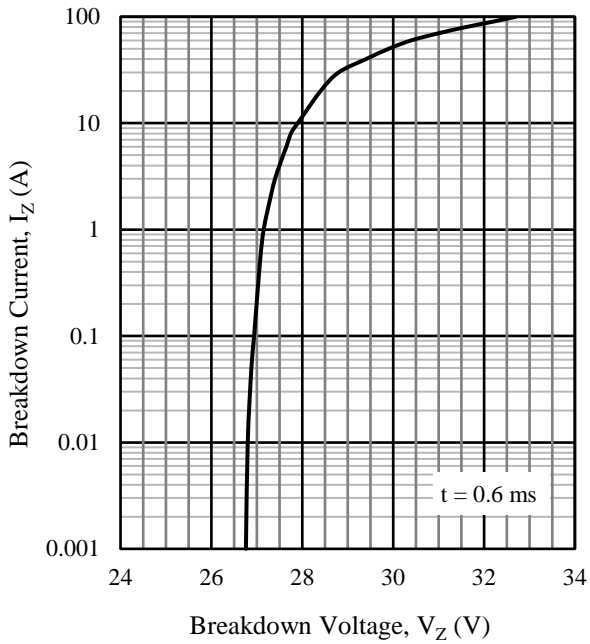


Figure 8. I_Z vs. V_Z Typical Characteristics

SZ-10NN27 Rating and Characteristic Curves

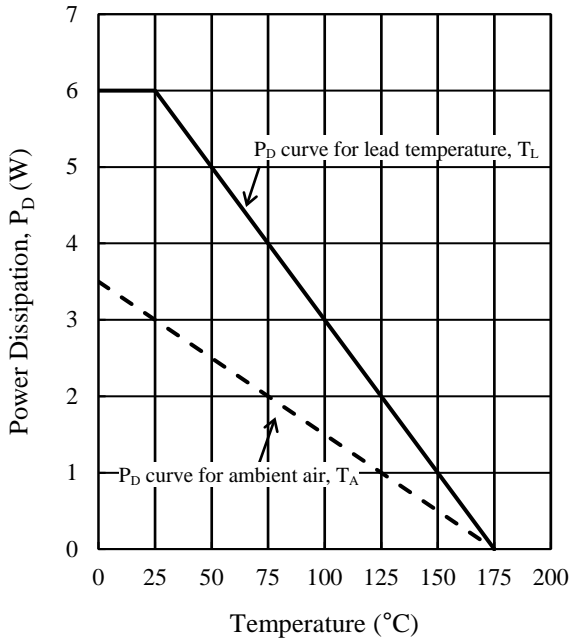


Figure 9. Power Dissipation Curves⁽⁸⁾

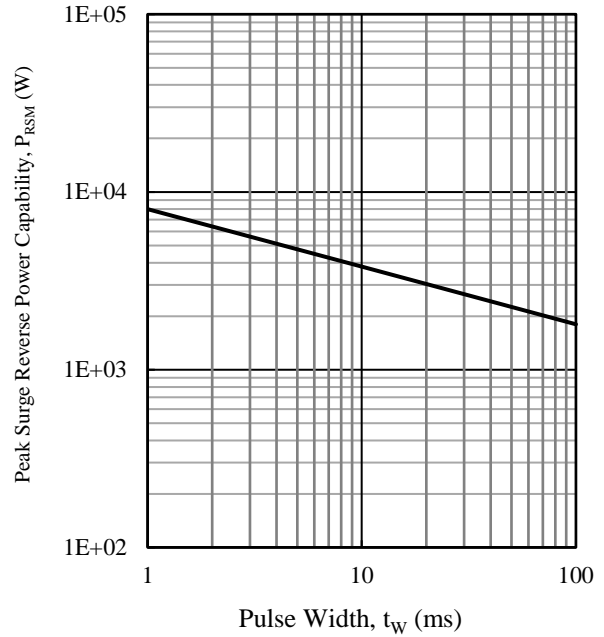


Figure 10. Peak Surge Reverse Power Capability⁽⁹⁾

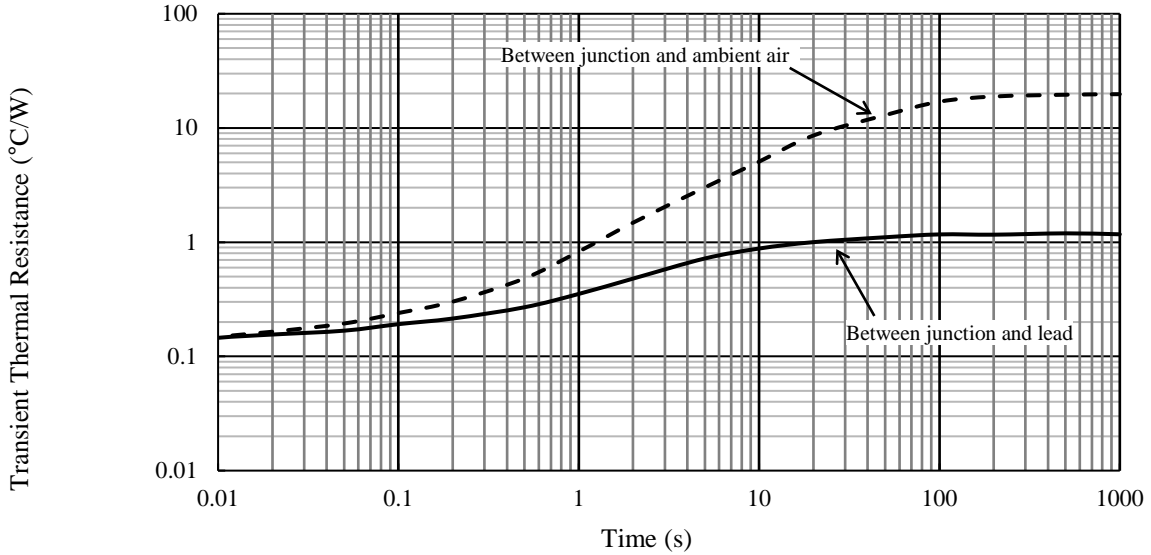


Figure 11. Typical Transient Thermal Resistance⁽¹⁰⁾

⁽⁸⁾ See Figure 1 for the measurement conditions of the lead temperature.

⁽⁹⁾ See Figure 2.

⁽¹⁰⁾ See Figure 1 for the measurement conditions of the lead temperature.

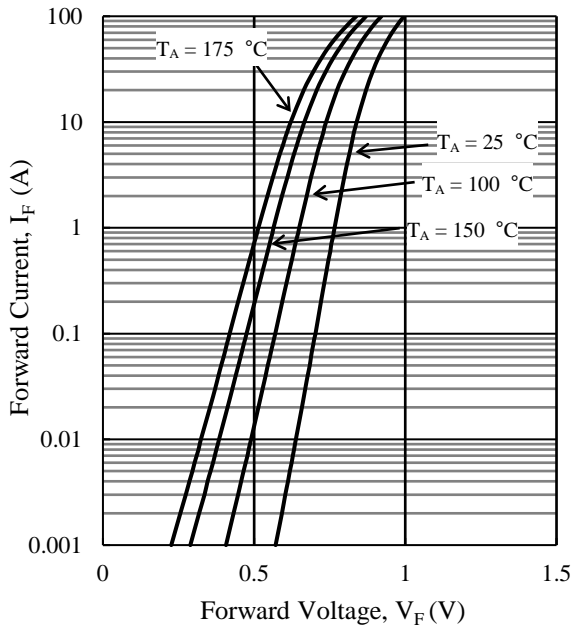


Figure 12. V_F vs. I_F Typical Characteristics

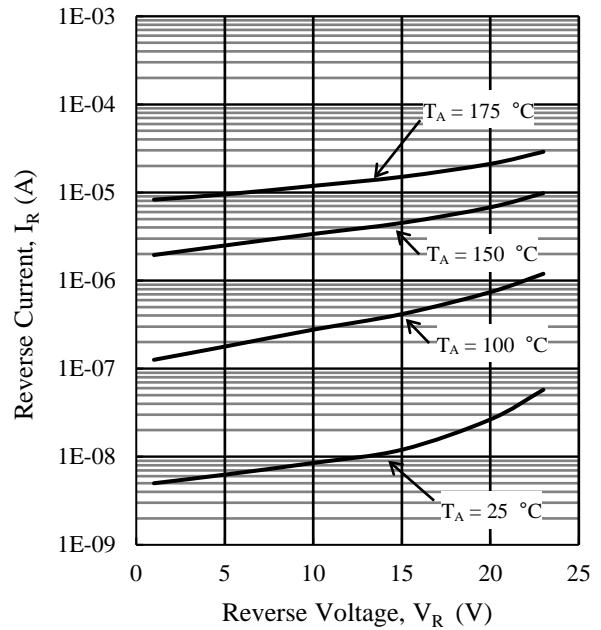


Figure 13. V_R vs. I_R Typical Characteristics

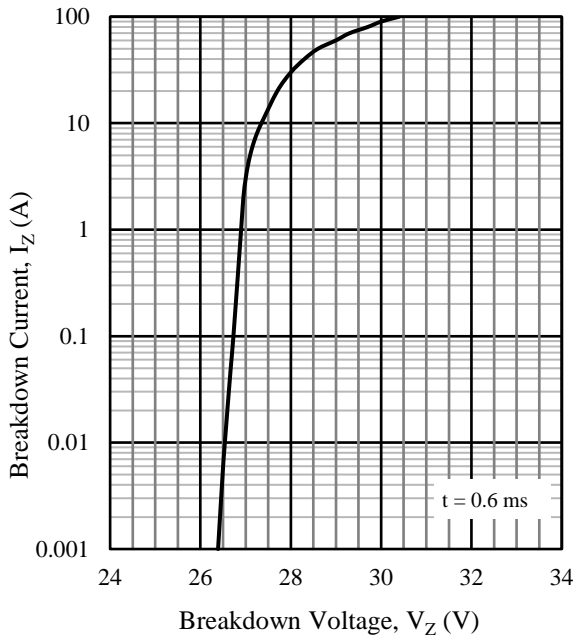


Figure 14. I_Z vs. V_Z Typical Characteristics

SZ-10NN40 Rating and Characteristic Curves

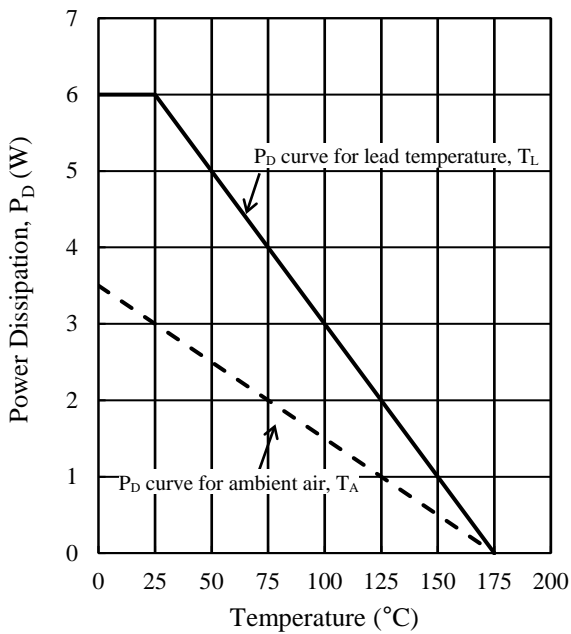


Figure 15. Power Dissipation Curves⁽¹¹⁾

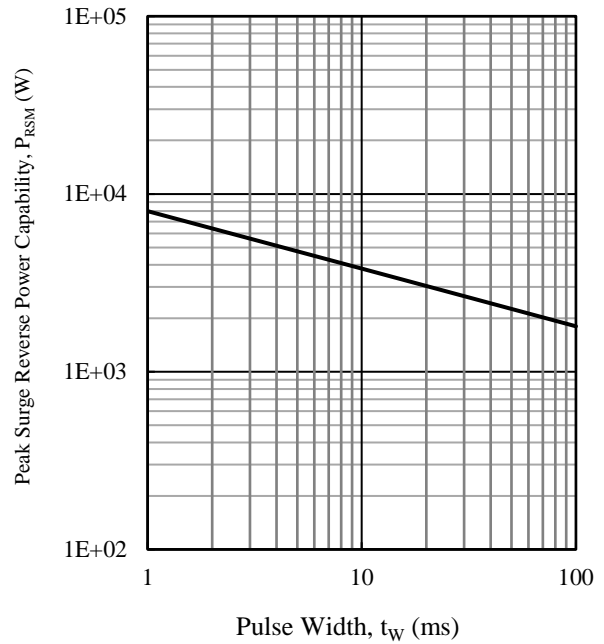


Figure 16. Peak Surge Reverse Power Capability⁽¹²⁾

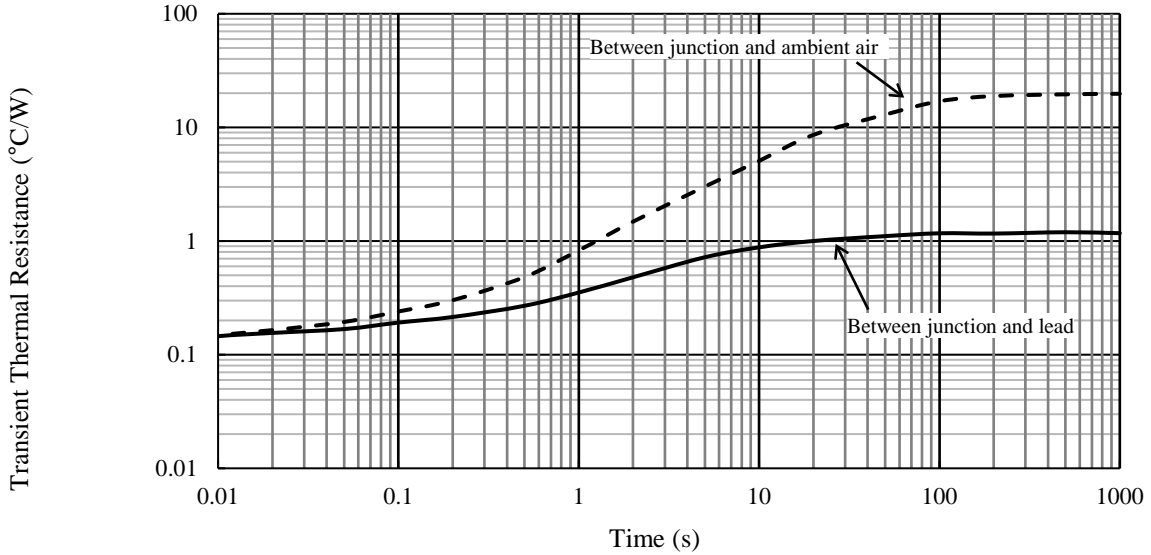


Figure 17. Typical Transient Thermal Resistance⁽¹³⁾

⁽¹¹⁾ See Figure 1 for the measurement conditions of the lead temperature.

⁽¹²⁾ See Figure 2.

⁽¹³⁾ See Figure 1 for the measurement conditions of the lead temperature.

SZ-10N Series

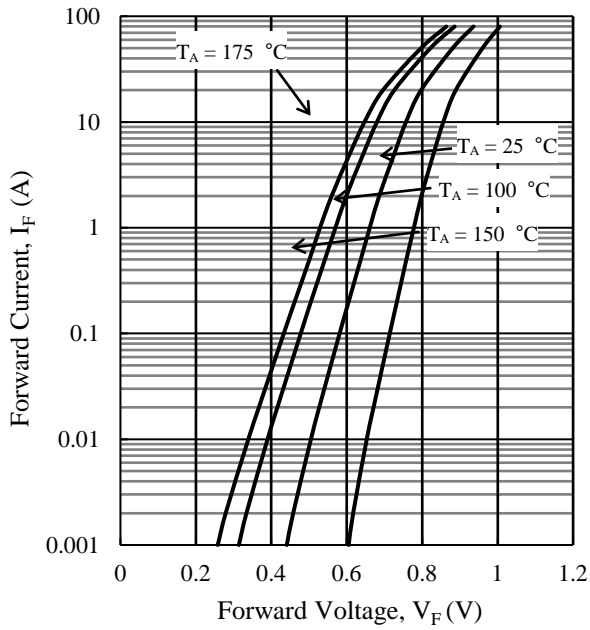


Figure 18. V_F vs. I_F Typical Characteristics

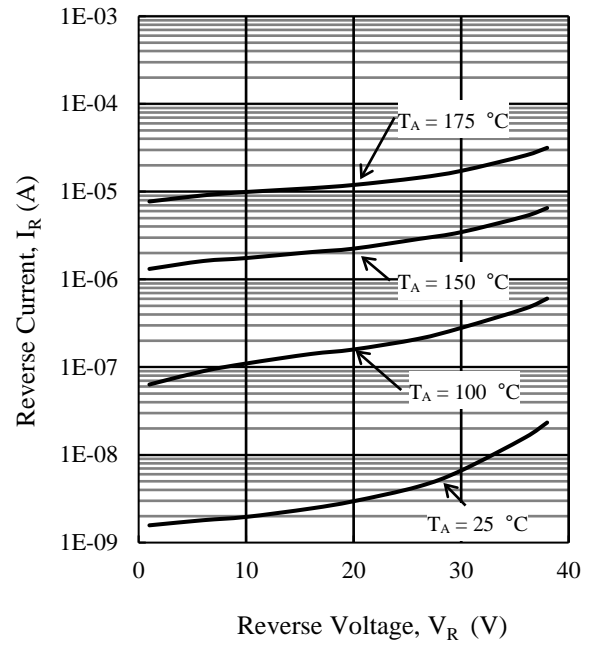


Figure 19. V_R vs. I_R Typical Characteristics

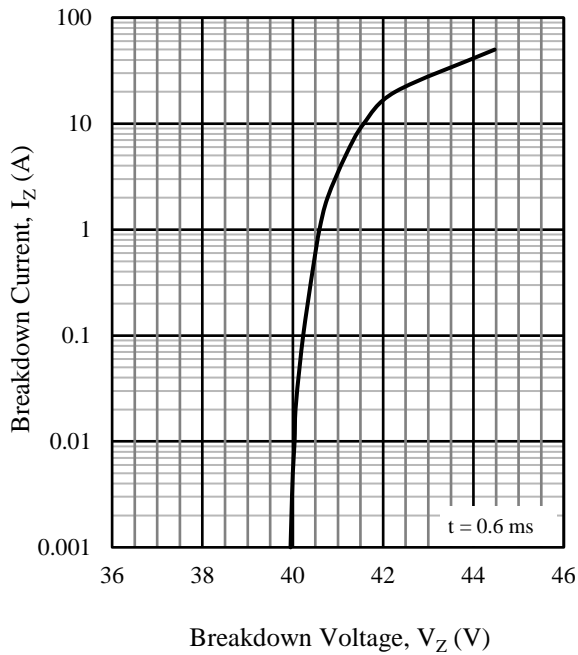
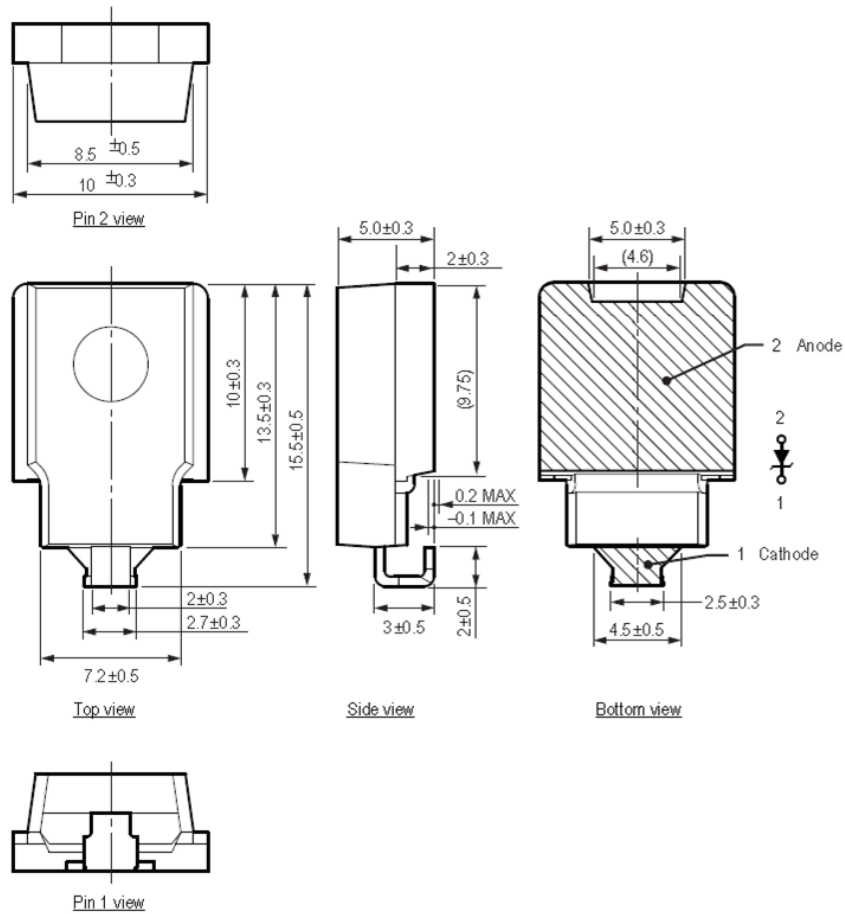


Figure 20. I_Z vs. V_Z Typical Characteristics

SZ-10N Series

Physical Dimensions

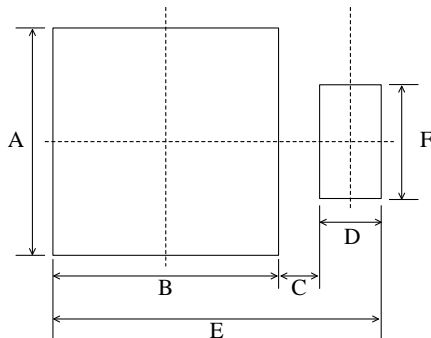
• SZ-10 Package



NOTES:

- Dimensions in millimeters
- Bare lead frame: Pb-free (RoHS compliant)
- When soldering the products, be sure to minimize the working time, within the following limits:
 - Reflow (MSL 3)
 - Preheat: $180\text{ °C} / 90 \pm 30$ s
 - Solder heating: $250\text{ °C} / 10 \pm 1$ s, 2 times (260 °C peak)
 - Soldering iron: $380 \pm 10\text{ °C} / 3.5 \pm 0.5$ s, 1 time

• SZ-10 Land Pattern Example



Symbol	Dimensions (mm)	
	Min.	Max.
A	10.8	11.2
B	10.8	11.2
C	2.4	2.6
D	3.1	3.5
E	16.5	17.1
F	5.3	5.7

SZ-10N Series

Marking Diagram

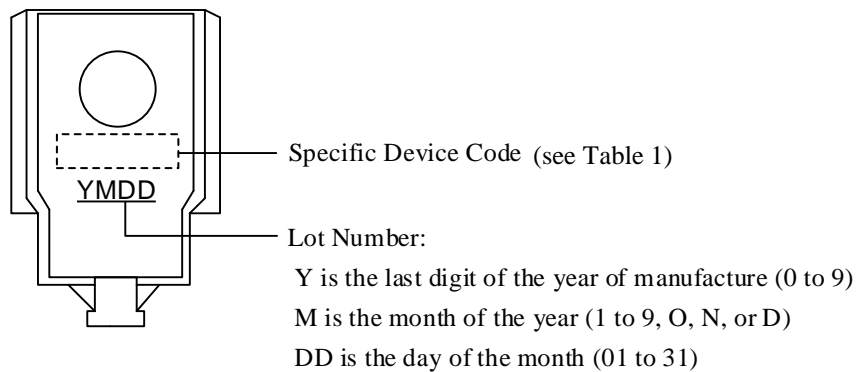


Table 1. Specific Device Code

Specific Device Code	Part Number
BN27	SZ-10N27
DN27	SZ-10NN27
DN40	SZ-10NN40

Important Notes

- All data, illustrations, graphs, tables and any other information included in this document (the “Information”) as to Sanken’s products listed herein (the “Sanken Products”) are current as of the date this document is issued. The Information is subject to any change without notice due to improvement of the Sanken Products, etc. Please make sure to confirm with a Sanken sales representative that the contents set forth in this document reflect the latest revisions before use.
- The Sanken Products are intended for use as components of electronic equipment or apparatus (transportation equipment and its control systems, home appliances, office equipment, telecommunication equipment, measuring equipment, etc.). Prior to use of the Sanken Products, please put your signature, or affix your name and seal, on the specification documents of the Sanken Products and return them to Sanken. If considering use of the Sanken Products for any applications that require higher reliability (traffic signal control systems or equipment, disaster/crime alarm systems, etc.), you must contact a Sanken sales representative to discuss the suitability of such use and put your signature, or affix your name and seal, on the specification documents of the Sanken Products and return them to Sanken, prior to the use of the Sanken Products. The Sanken Products are not intended for use in any applications that require extremely high reliability such as: aerospace equipment; nuclear power control systems; and medical equipment or systems, whose failure or malfunction may result in death or serious injury to people, i.e., medical devices in Class III or a higher class as defined by relevant laws of Japan (collectively, the “Specific Applications”). Sanken assumes no liability or responsibility whatsoever for any and all damages and losses that may be suffered by you, users or any third party, resulting from the use of the Sanken Products in the Specific Applications or in manner not in compliance with the instructions set forth herein.
- In the event of using the Sanken Products by either (i) combining other products or materials or both therewith or (ii) physically, chemically or otherwise processing or treating or both the same, you must duly consider all possible risks that may result from all such uses in advance and proceed therewith at your own responsibility.
- Although Sanken is making efforts to enhance the quality and reliability of its products, it is impossible to completely avoid the occurrence of any failure or defect or both in semiconductor products at a certain rate. You must take, at your own responsibility, preventative measures including using a sufficient safety design and confirming safety of any equipment or systems in/for which the Sanken Products are used, upon due consideration of a failure occurrence rate and derating, etc., in order not to cause any human injury or death, fire accident or social harm which may result from any failure or malfunction of the Sanken Products. Please refer to the relevant specification documents and Sanken’s official website in relation to derating.
- No anti-radioactive ray design has been adopted for the Sanken Products.
- The circuit constant, operation examples, circuit examples, pattern layout examples, design examples, recommended examples, all information and evaluation results based thereon, etc., described in this document are presented for the sole purpose of reference of use of the Sanken Products.
- Sanken assumes no responsibility whatsoever for any and all damages and losses that may be suffered by you, users or any third party, or any possible infringement of any and all property rights including intellectual property rights and any other rights of you, users or any third party, resulting from the Information.
- No information in this document can be transcribed or copied or both without Sanken’s prior written consent.
- Regarding the Information, no license, express, implied or otherwise, is granted hereby under any intellectual property rights and any other rights of Sanken.
- Unless otherwise agreed in writing between Sanken and you, Sanken makes no warranty of any kind, whether express or implied, including, without limitation, any warranty (i) as to the quality or performance of the Sanken Products (such as implied warranty of merchantability, and implied warranty of fitness for a particular purpose or special environment), (ii) that any Sanken Product is delivered free of claims of third parties by way of infringement or the like, (iii) that may arise from course of performance, course of dealing or usage of trade, and (iv) as to the Information (including its accuracy, usefulness, and reliability).
- In the event of using the Sanken Products, you must use the same after carefully examining all applicable environmental laws and regulations that regulate the inclusion or use or both of any particular controlled substances, including, but not limited to, the EU RoHS Directive, so as to be in strict compliance with such applicable laws and regulations.
- You must not use the Sanken Products or the Information for the purpose of any military applications or use, including but not limited to the development of weapons of mass destruction. In the event of exporting the Sanken Products or the Information, or providing them for non-residents, you must comply with all applicable export control laws and regulations in each country including the U.S. Export Administration Regulations (EAR) and the Foreign Exchange and Foreign Trade Act of Japan, and follow the procedures required by such applicable laws and regulations.
- Sanken assumes no responsibility for any troubles, which may occur during the transportation of the Sanken Products including the falling thereof, out of Sanken’s distribution network.
- Although Sanken has prepared this document with its due care to pursue the accuracy thereof, Sanken does not warrant that it is error free and Sanken assumes no liability whatsoever for any and all damages and losses which may be suffered by you resulting from any possible errors or omissions in connection with the Information.
- Please refer to our official website in relation to general instructions and directions for using the Sanken Products, and refer to the relevant specification documents in relation to particular precautions when using the Sanken Products.
- All rights and title in and to any specific trademark or tradename belong to Sanken and such original right holder(s).

DSGN-AEZ-16003